Port In – Port Out Control Center

Thai-flagged vessel

Credit: Chonlada Meeanan

Fisheries Biologist Professional level
Fish Quarantine and Fishing Vessels Inspection Division,
Department of Fisheries, Thailand







Efficient Inspection

Risk-based Control

Data-driven Management

Sustainable Fisheries

Contents

1 Surveillance tools

2 PIPO Function & Location

3 PIPO Structure

4 PIPO Process





Surveillance tools



Thailand's Surveillance tools to combat IUU fishing



01 **Fisheries Monitoring Center**
Vessel Monitoring System (VMS)



02 **At sea inspection**
Fishery patrol vessel by ThaiMECC, DOF



03 **At port inspection**
Port In and Port Out Control Center



04 **Air surveillance**
Maritime Patrol Aircraft and UAV



Real-time Monitoring | Stronger Enforcement | Deterrence of IUU Fishing | Sustainable Fisheries | International Cooperation

Function and Location



PIPO Center Functions

Before fishing | **During fishing** | **During landing** | **Post landing**

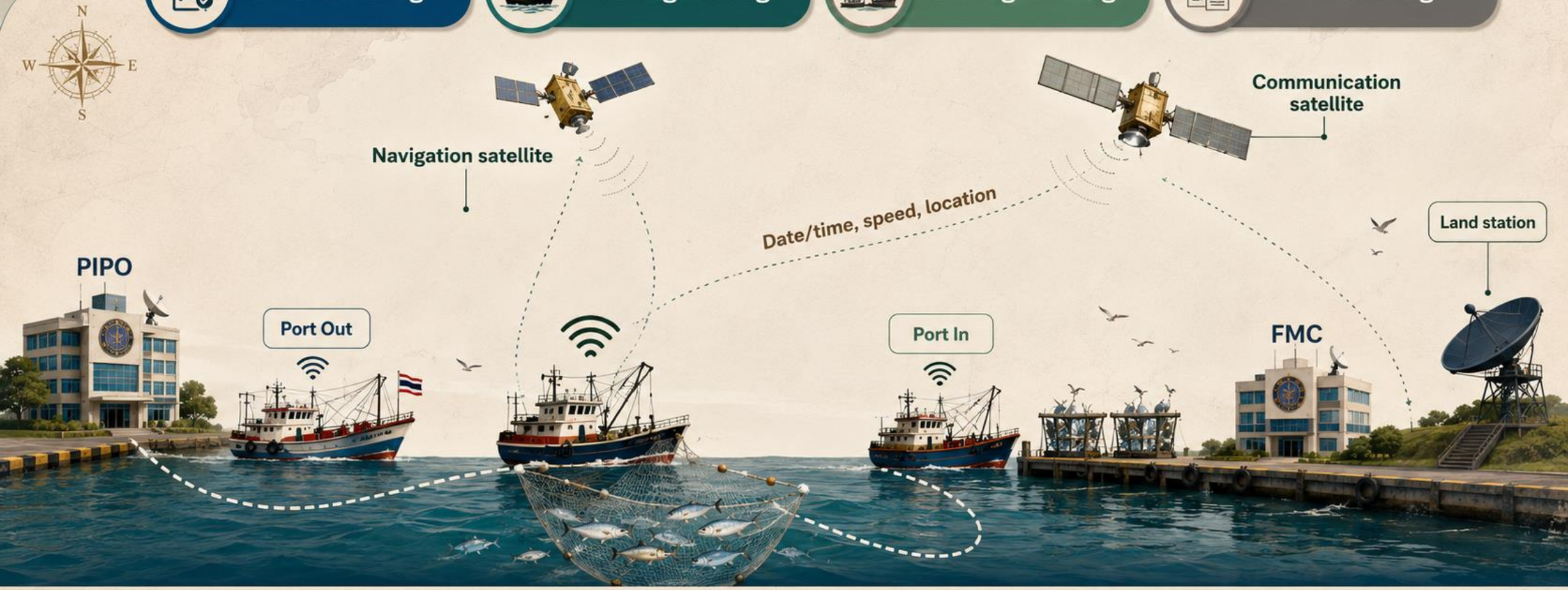

Real-time tracking
Continuous monitoring of vessel movement

Accurate data
Reliable information on position, speed and activity

Enhanced control
Stronger oversight to prevent IUU fishing

Better management
Effective decisions for sustainable fisheries

PIPO Center Functions

Vessel

- Vessel Monitoring System
- Occupational Safety
- Health & Hygiene Supplies



- Vessel name & ID
- Marking
- Fishing gear (type/number)

Crew



Skipper







Engineer



Crew list



Labor welfare

Fishing/Catch



Inspecting species and fish weight as specified in the fishing logbooks



Verify the actual weight and species of fish caught in fishing logbook

- Ensure compliance and traceability
- Support sustainable fisheries management
- Protect resources and marine ecosystems
- Strengthen transparency and accountability

PIPO Locations



30
PIPO Centers

~ 1,500
fishing ports

~ 5,493
FVs

~ 29,828
trips/month

Vessel types controlled by the PIPO

Commercial FVs & Overseas FVs



- 10-30 GT operated **3** types of fishing gears; trawler, surrounding net, anchovy falling
- >30 GT all fishing gears (VMS)
- Oversea vessel

Carriers



- <30 GT (No VMS)
- ≥30 GT (VMS)

Accurate control for sustainable fisheries

Effective inspection stronger compliance

Safeguarding our seas for future generations

PIPO structure



PIPO Structure

Department of Fisheries (DOF)

Thai Maritime Enforcement Command Center (ThaiMECC)

Fish Quarantine and Fishing Vessel Inspection Division

ThaiMECC Area

Head of PIPO — DOF

Deputy Head PIPO — RTN

Landing inspection officer — DOF

Inspection team (85 teams)

DOF MD DOE DLPW

- Accurate control for sustainable fisheries
- Effective inspection stronger compliance
- Safeguarding our seas for future generations

PIPO Process



PIPO Process



01

Request Port In/Port Out

Request submitted by vessel for entering or leaving port.



02

Fishing info System

Vessel information and fishing activities recorded in the system.



03

Common Risk system

Risk assessment conducted to identify potential compliance issues.



04

Inspection target

High-risk vessels are selected as inspection targets.



05

FMC

ThaiMECC monitors and coordinates inspection operations.



06

Line OA alert

Inspection alert is sent to relevant officers via Line OA.



07

Inspection team

Assigned team prepares for and conducts the inspection.



08

Inspection check list

Officers use the checklist to ensure all required items are verified.



09

Inspection at port

Inspection is carried out onboard the vessel at the port.



10

Inspection result

Results are recorded in the system and used for compliance monitoring and future risk analysis.

Automatic checking by fishing info system





01 Ship registration

02 Ship operating license

03 Master certificate level

04 Engineer certificate level

05 Ship operating license

06 Vessel lock status

07 Fishing license

08 Vessel Monitoring system (VMS)

09 Remaining fishing days

10 Estimated fishing days

11 Return to port within allowed period (30 days)

12 Vessel Monitoring System (VMS) signal history

13 Fishing port status

14 Offense record data

15 Seabook

16 Work permit

17 Fishing area (Andaman Sea / GOT)

18 Fishing vessel hygiene standard certificate

19 Inspection of fishing equipment standards

20 Objectives of PI/PO notification

21 Types and quantities of catch

Preparations for Pier-Side Inspection



1. The head of PIPO receives the inspection target, **decides the inspection team** and **creates the inspection document** in the FI system



2. The head of the multidisciplinary team considers to inspect and record the data in the FI system as **“Inspection”**



3. Multidisciplinary team conduct **inspections/ verifications of data** in the electronic system

When arriving at port

1. The head of the multidisciplinary team gave a **briefing** along with other points of observation would be useful in inspection



2. The head of the multidisciplinary team **informs the ship owner or master** to **submit documents** related to the notification and **informs the crew** to **prepare their personal documents** for inspection



Pier-side Inspection

01

Vessel inspection

DOF



Department of Fisheries

MD



Marine Department



Boarding for vessel inspections

Pier-side Inspection

01 Vessel inspection







Vessel name, Vessel registration, Ship license





Unique Vessel Identifier (UVI)

Pier-side Inspection

01

Vessel inspection



Fishing ground

A = Andaman
T = Gulf of Thailand

Vessel size

S < 30 GT
M = 30 GT < 60 GT
L = 60 GT < 150 GT
X = 150 GT and over

Fishing license

: Using order number of fishing license issuing

Fishing gear

A = Trawler
B = Purse seine
C = Dredge
D = Lift net
E = Falling net
F = Gill net
G = Krill push net
H = Trap
J = Longline
K = Other
M = Generator fishing vessel

Vessel Marking

Pier-side Inspection

01 Vessel inspection

- 1. The markings **match** the license
- 2. The markings are **clear** and **correct** as required by law

MATCH (CORRECT)

TM245B

MATCH (CORRECT)

TM245B

MATCH (CORRECT)

AX100CFK

MATCH (CORRECT)

AX100CFK

Ex. Colour and style



- Complies with regulations
- Ensures vessel identification accuracy
- Supports effective inspection and enforcement
- Promotes legal and responsible fishing practices

01 Vessel inspection



Vessel name

Verify the vessel name as registered

Vessel registration

Check vessel registration and related documents

Ship license

Ensure ship license is valid and on board

Pier-side Inspection

Serial Number / VMS signal



Security Seal and seal number

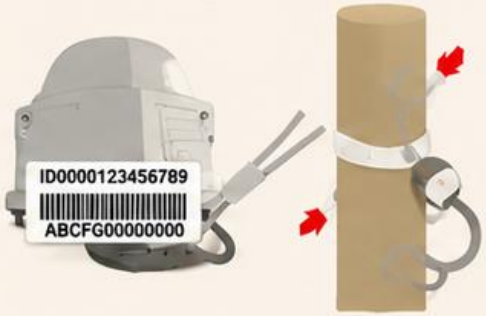

Actual vs VMS position



Actual position



VS

VMS position



Vessel Monitoring System (VMS)

Pier-side Inspection

01 Vessel inspection



Vessel name
Verify the vessel name as registered

Vessel registration
Check vessel registration and related documents

Ship license
Ensure ship license is valid and on board

Type/ mesh size/ number of fishing gear







No prohibited fishing gear on board

Fishing gear

Pier-side Inspection

01 Vessel inspection



Fire extinguisher
Ensure it is in place, serviceable, and accessible.

Life buoy
Ensure it is in place, serviceable, and accessible.







The life jackets, lifebuoy, and fire extinguisher are ready to use



Enough life jackets for all crew members

Occupational Safety

Pier-side Inspection

01 Vessel inspection





Place safety warning signs throughout the ship





Pier-side Inspection

01 Vessel inspection



Fire extinguisher

Ensure it is in place, serviceable, and accessible.

Life buoy

Ensure it is in place, serviceable, and accessible.

• Health & Hygiene Supplies •





- Enough medicine
- No expired medicine on board





- Enough food and water for fishing trip

Good health and hygiene keep everyone safe

Pier-side Inspection

02 Crew

DOE



DOE Officer

DLPW



DLPW Officer

Interpreter



Interpreter





DOE officer and DLPW officer inform the ship's master and crew to line up and wait for identity verification, counting and interview

Pier-side Inspection

02 Crew; personal documents

Skipper





ID card



Seaman book



Captain license

Engineer



ID card



Seaman book



Engineer license



Crew





ID card



Contract



Seaman book or Sea book



Work permit

DOE officer and DLPW officer inform the **ship's master** and **crew** to **line up** and wait for **identity verification**, **counting** and **interview**

Pier-side Inspection

02 Crew; Labor record (LR)



Ship owner

Submit crew list

Marine Department (MD)







Request Port Out

Submit LR using crew list

DOF



Face scan





Verify the LR matches the actual crew members





Check total number of crew

Accurate LR ensures proper crew verification and legal compliance

Pier-side Inspection

02 Crew; Labor welfare

Young worker



The minimum age for working on board in the fishery industry is **18-year-old.**

Signs of force labor



Starveling



Accident



Quarrel/Fight

Document Checking

- Daily rest period
- Contract
- Payment of Wages
- Vacation, holiday and sick leave







Document checking and interview ensure **decent work**, **protect rights** and promote **fair treatment** for all crew.

Pier-side Inspection

03

DOF

• Fishing/Catch •

Fishery inspector



Landing inspection officer



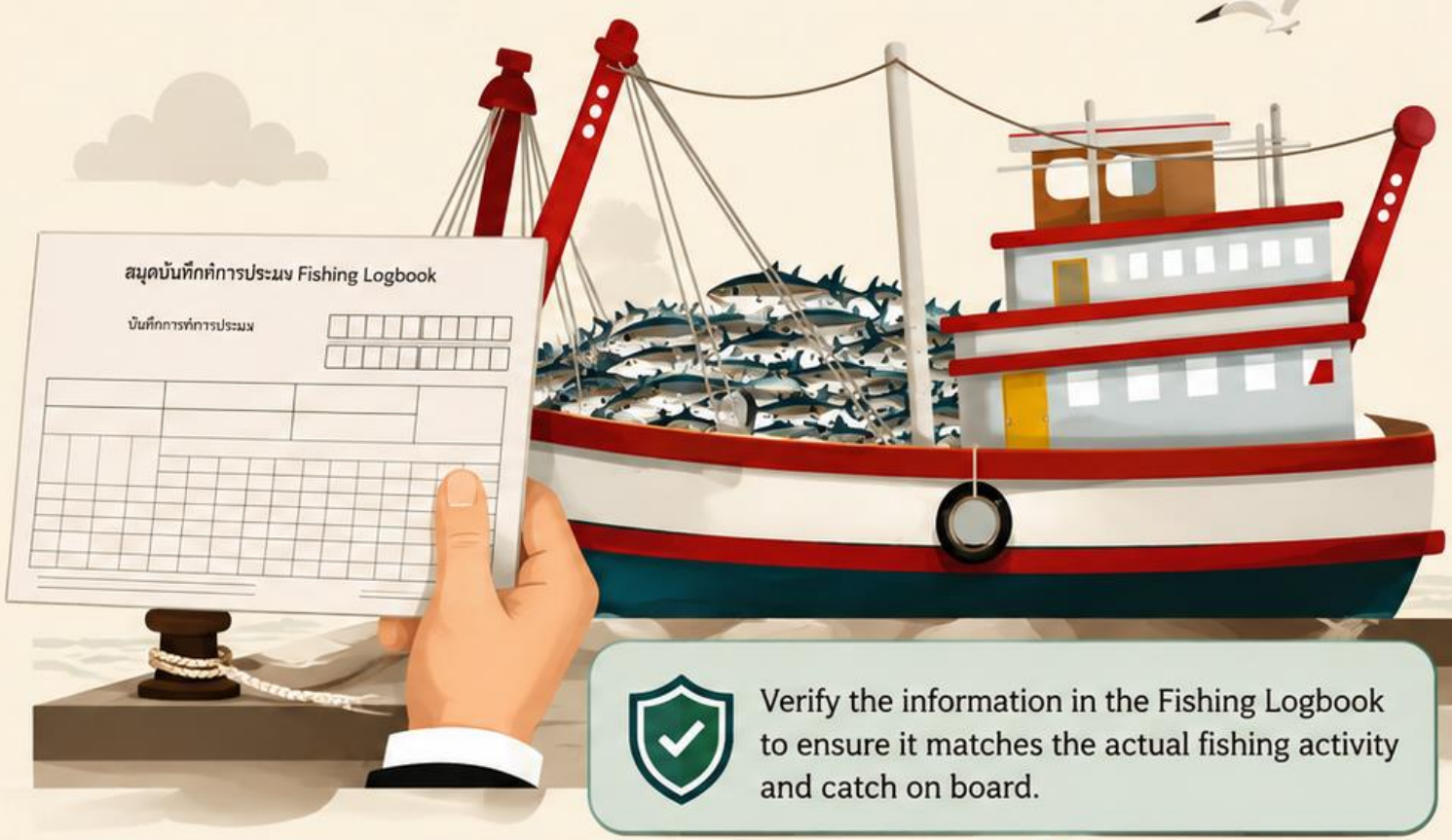

Verify the information in the Fishing Logbook to ensure it matches the actual fishing activity and catch on board.

Boarding for fishery inspection

Pier-side Inspection

03 Fishing/Catch



Fisher submit fishing logbook

Verify accuracy and ensure proper documentation



- Vessel details
- Total catch
- Catch by species
- Fishing position





Accurate records promote sustainable fisheries and ensure legal compliance.

03 Fishing/Catch

Pier-side Inspection

Verify fishing position in fishing logbook and position in VMS

Vessel Monitoring System (VMS)

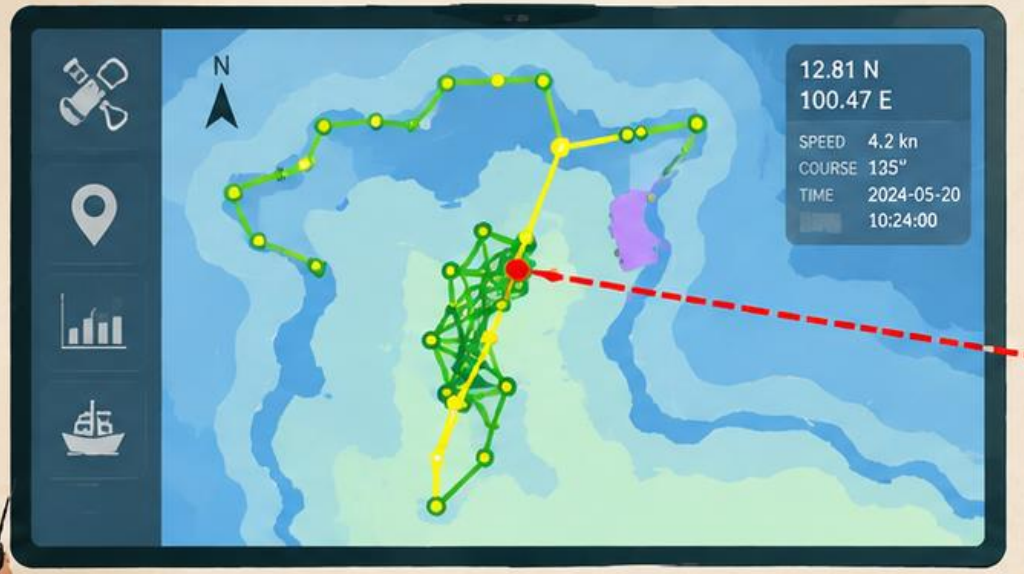

Monitoring Today for Sustainable Tomorrow

Fishing logbook





Legal Fisheries Stronger Oceans

Pier-side Inspection

03 Fishing/Catch

Verify fishing logbook vs catch on board

Compare the estimated catch in the fishing logbook with the actual catch on board







Verify that the catch species align with the type of fishing gear used

Observe the quality of fish on board



Traceability for Thai Flagged Vessels



1 Fishing vessels entry to Port

Vessel owners or masters

Submit fishing logbooks / MCTDs to PIPO officers before landing



2 Landing at port

Fishing port owners

record data of all fishing vessels making use of the services provided at fishing ports (vessel berthing, transshipment, and catch unloading)







3 Document checking



PIPO officers

compare fish species and weight fishing logbook with LD



This must be **completed within 72 hours** in case of all fish are separated species and weighted at ports **or 96 hours** in case of they are not conducted at port. (transport by truck, car, etc.)



4 Selling & Buying



Fishing port owners' issue

Marine Catch Purchasing Document: MCPDs **for buyers or producers.** Copy of MCPDs shall be submitted to the DOF officers.





Total weight and weight of three major species should **not over than the margin of tolerance.**

5 Before export



Exporters

shall present a present catch certificate certified by DOF officers.







VESSEL ENTRY



LANDING AT PORT



DOCUMENT CHECKING



SELLING & BUYING



BEFORE EXPORT



Accurate data recording and proper documentation ensure **sustainable fisheries management** and **international compliance.**

Thank you for your attention
Q&A

